

Using MySchoolSask Student Portal

On a Mobile device (iOS, Android, etc.)


This helper sheet is meant to help students use MySchoolSask. Following the steps should help students do this.

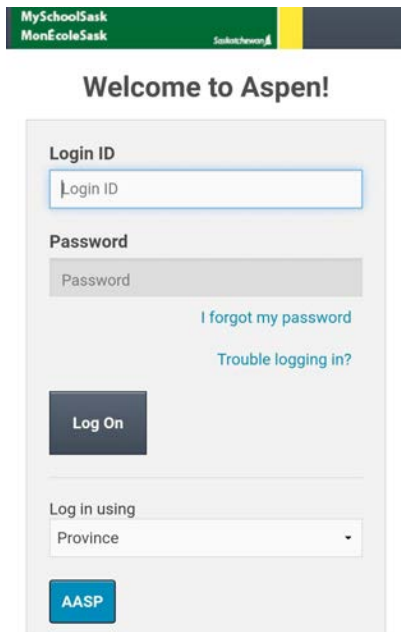
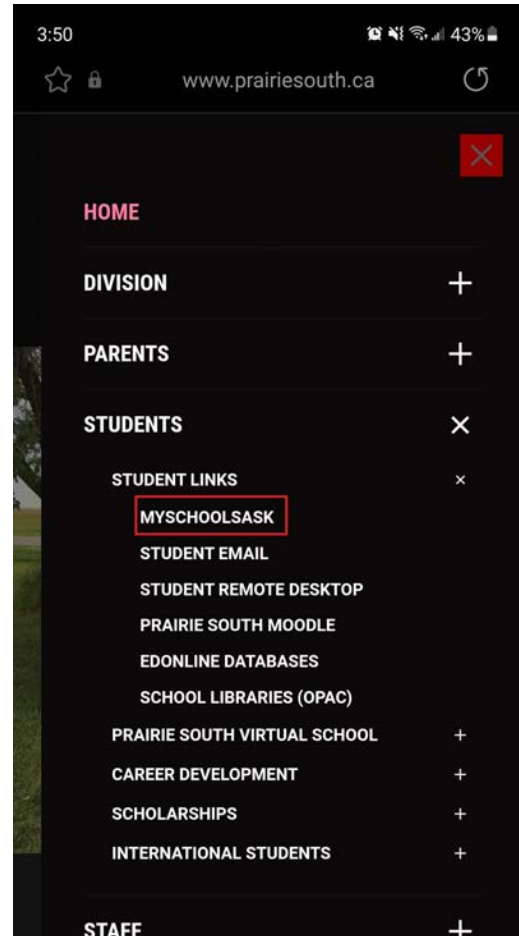

Contents

Logging In	1
Home Page	2
Viewing Published Report Cards	3
Viewing Classes, Grades, and Assignments (Mobile View)	4-6
Viewing Classes	4
High School	5
Elementary	6
Viewing Classes, Grades, and Assignments (View Full Site)	7-9
Viewing Classes (View Full Site)	7
Viewing Grades (View Full Site)	8
Viewing Assignments (View Full Site)	9

Logging In


1. Go to Prairie South's home page

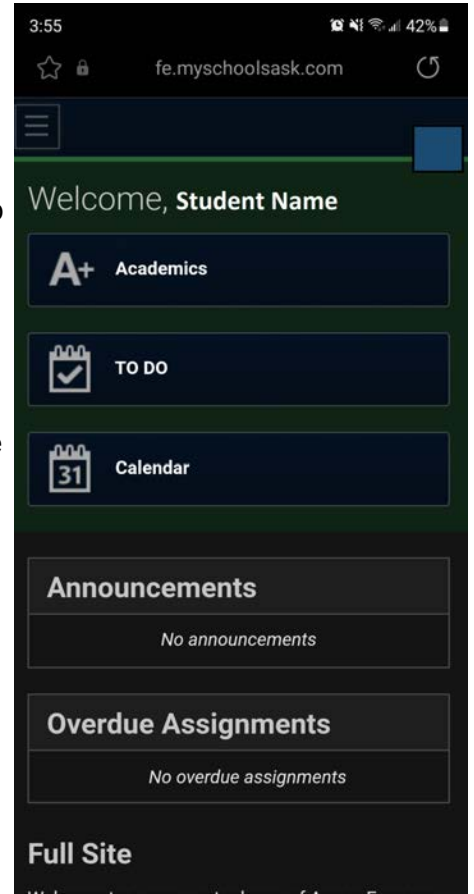
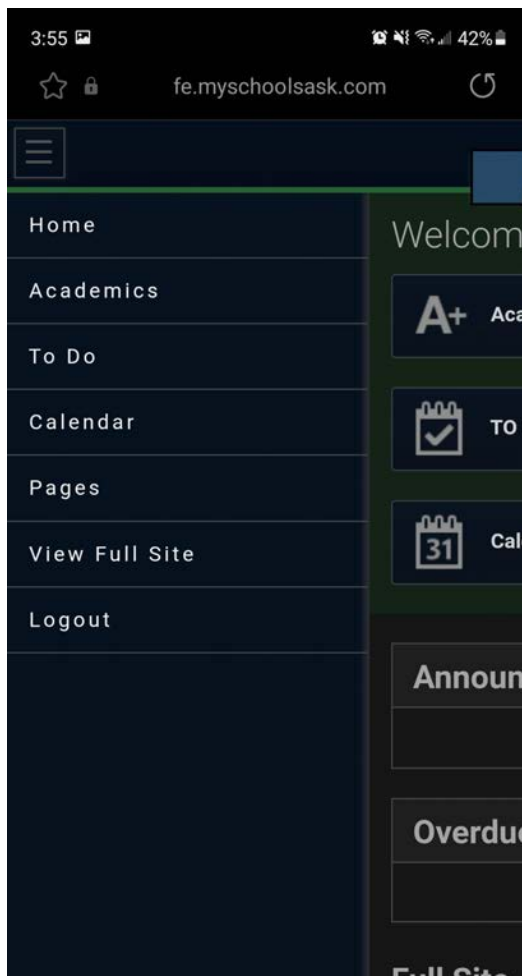
- → click the three line icon: 
- → click Students
- → click [MySchoolSask](#).
- Input your Prairie South Login ID and Password and click "Log On".
(If prompted, it may be beneficial to have your device **Remember Password**).



Home Page

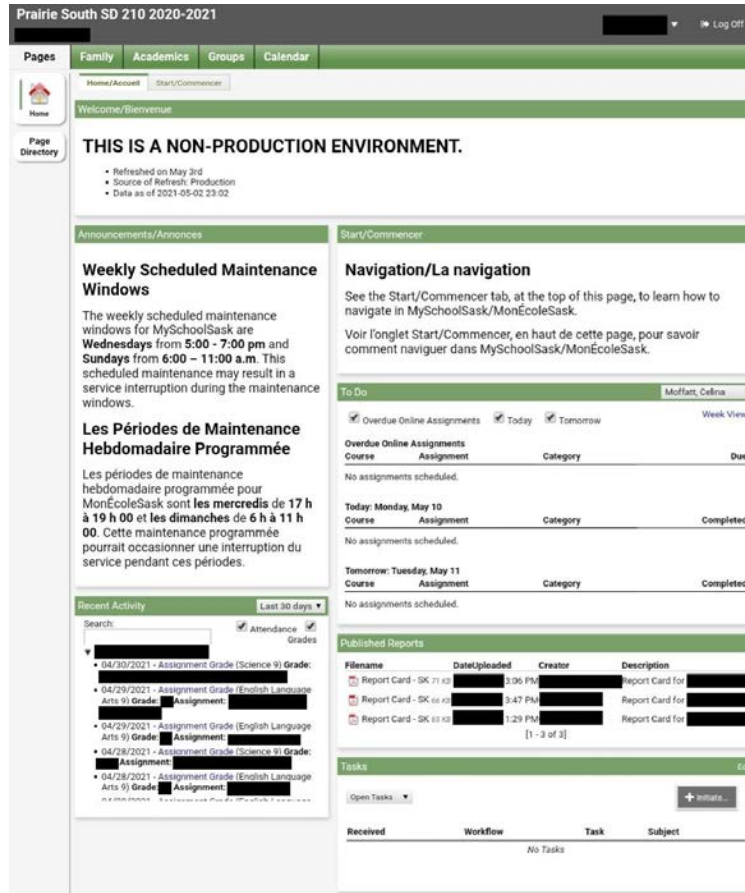
2. After logging into **MySchoolSask**, you will be sent to the **Home** screen.

- Different sections such as: Academics, To Do, Calendar can be viewed by clicking on them.
- Clicking on the  icon in the top left, will bring up the menu below. (It may be difficult to see on some devices.)
- Selecting **View Full Site** will switch the layout of the page to what would be visible if viewing from a computer.



Viewing Published Report Cards

- In the **Published Reports** section on the [View Full Site](#) home page for MSS, you will find report cards that have been created and published for you (if they are not appearing, they may not be published yet).



- If there are published reports, there will be documents available in this space similar to what is shown below, click on the document to view and download it:

Published Reports			
Filename	DateUploaded	Creator	Description
Report Card - SK	71 KB 3/16/2021 3:06 PM	[Redacted]	Report Card for [Redacted]
Report Card - SK	66 KB 3/15/2021 3:47 PM	[Redacted]	Report Card for [Redacted]
Report Card - SK	65 KB 3/11/2021 1:29 PM	[Redacted]	Report Card for [Redacted]

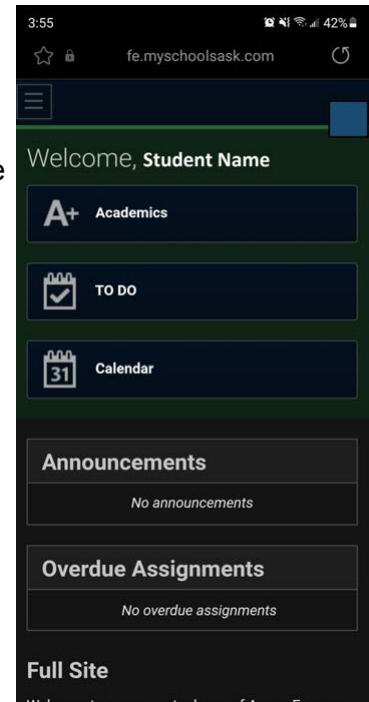
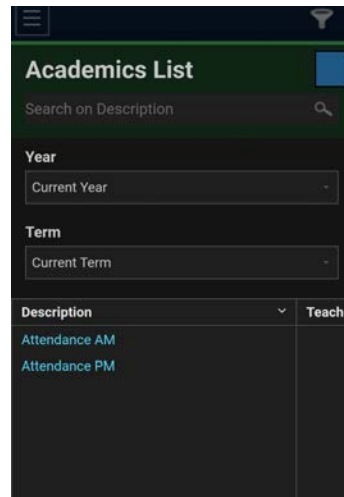
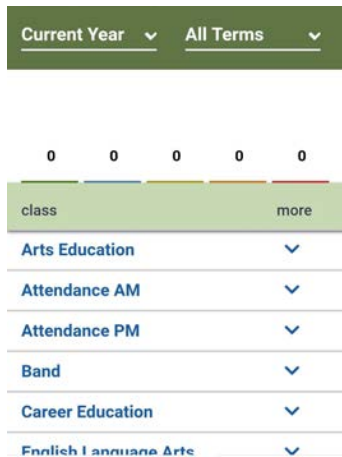
[1 - 3 of 3]

Viewing Classes, Grades and Assignments (Mobile Version)

This assumes you did not select View Full Site in a previous step.

4. Viewing Classes

- On the home page (pictured to the right), click on the **Academics** button.
- This will bring up a page that may look like one of the pictures below:



- This will give you a list of classes that you are in, select a class for more details.
- Clicking on **Current Year** will let you change to grades in a different school year (if these grades are available).
- Clicking on **Current Term** will let you change to different terms in the year in which you may have had different classes.
- Scrolling to the right on the class list will bring up details on the class including the Teacher Name and Term Avg (which is your current average in the term - *Note: depending on how the grades are weighted in your course the average may seem different than expected, confirm that this grade is accurate with your teacher*).
- To view your specific grades in a class, select a class to proceed.
Note: You will see different information if you are in [Elementary](#) or [High School](#).

High School

- Average Summary should provide a breakdown of your grade in the course.

Type	Tri 1	Tri 2	Tri 3	Year
Absent	0	0	0	0
Tardy	0	0	0	0

- You may be able to select **Grade Details** to see Assignments and their posted grades.

Assignment Name	Grade	Date
<Insert Assignment Name>		4/30/21
<Insert Assignment Name>	95	4/29/21
<Insert Assignment Name>	90	4/28/21
<Insert Assignment Name>	100	4/28/21
<Insert Assignment Name>	90	4/26/21
<Insert Assignment Name>	90	4/21/21
<Insert Assignment Name>	95	4/20/21
<Insert Assignment Name>	90	4/19/21
<Insert Assignment Name>	95	4/16/21
<Insert Assignment Name>	90	4/13/21
<Insert Assignment Name>	95	4/1/21
<Insert Assignment Name>	91.7	3/31/21
<Insert Assignment Name>	--	

- You may be able to select **Weights & Averages** which will show the weights of different categories that calculate your grade. **Posted grade** or the **Cumulative** grade (in the bottom left) should be your overall grade in the course.
- If you are unable to see this information, you may want to [View Full Site](#).

Total Points	Cumulative Average
Avg.	88
Weight	100.0%
Overall	
Posted grade	
Running Totals	
Cumulative	88

Elementary

- Your Average Summary and grades for different learning outcomes (Beginning, Approaching, Meeting, or Exceeding) should be visible here if there are any posted.
- This is visible at the bottom of the page where it says Standard.

Weights & Avg. < Back			
Physical Education 6			
assessments	Tri 1	Tri 2	Tri 3
Avg.			
Weight	0.0%	0.0%	0.0%
Overall			
Posted grade			
Running Totals			
Standard	Tri 1	Tri 2	Tri 3
PE6.1	3.0 Meeting		

- If you are unable to see this information, you may want to [View Full Site](#).

Viewing Classes, Grades and Assignments (View Full Site)

Viewing Classes (View Full Site)

- Click on the **Academics** tab
- This will give you a list of classes that you are in.

High School

Prairie South SD 210 2020-2021

Pages Family Academics Groups Calendar

Classes

Options Reports Help Search on Term

Student: Moffatt, Aubrianna

0 of 4 selected

	Description	Short Description	Course	Term	Teacher	Clsrm	Term Performance	Abs	Tdy	Dsm
<input type="checkbox"/>	Practical & Applied Arts 9	Guitar 90	Guitar 90-002			200		0	0	0
<input type="checkbox"/>	Arts Education 9	Visual Art 9	Art 90-003			100		0	0	0
<input type="checkbox"/>	Band 9	Band 9	0915-002			121		0	0	0
<input type="checkbox"/>	Health Education 9	Health Ed 9	0650-003			115		0	0	0

- **Term performance** is the posted grade for you in that course.
- **Abs** is the number of absences you have had in that class.

Elementary

Pages Family Academics Groups Calendar

Classes

Options Reports Help Search on Term

Student: [Redacted]

0 of 12 selected

	Description	Description	Course	Term	Teacher	Clsrm	Term Performance	Abs	Tdy	Dsm
<input type="checkbox"/>	French Level 1	French Level 1						0	0	0
<input type="checkbox"/>	ELA 8a	ELA 8a						0	0	0
<input type="checkbox"/>	Mathematics 8B	Mathematics 8B						0	0	0
<input type="checkbox"/>	Science 8	Science 8						0	0	0
<input type="checkbox"/>	Social Studies 8A	Social Studies 8A						0	0	0
<input type="checkbox"/>	Health 8b	Health 8b					3.0 Meeting (USCS 1)	0	0	0
<input type="checkbox"/>	Arts Education 8b	Arts Education 8b					3.4 Meeting (CPS 1) 3.0 Meeting (CPS 10)	0	0	0
<input type="checkbox"/>	Phys Ed 8	Phys Ed 8						0	0	0
<input type="checkbox"/>	Career Education 8	Career Education 8						0	0	0
<input type="checkbox"/>	PAA 7-8 Master	PAA 7-8 Master						0	0	0
<input type="checkbox"/>	Attendance AM	Attendance AM						0	0	0
<input type="checkbox"/>	Attendance PM	Attendance PM						0	0	0

- **Term performance** is the posted grade for you in the course including the outcome for elementary.
- For either [viewing grades](#) or [viewing assignments](#), you'll need to select a class from this list.

5. Viewing Grades (View Full Site)

- After selecting a class from the list (shown above), the page below will appear. *It may look slightly different for an elementary student as opposed to a high school student.*

Elementary

The screenshot shows the 'Elementary' grade view interface. It includes a sidebar with 'Attendance' selected, a top navigation bar with 'Options', 'Reports', and 'Help', and a main content area with three summary tables: Attendance Summary, Average Summary, and Standard Summary.

Type	Tri 1	Tri 2	Tri 3	Year
Absent	0	0	0	0
Tardy	0	0	0	0
Dismissed	0	0	0	0

Category	Weight	Tri
Assessment		0.0
	Avg	
Gradebook average		
Posted grade		

Standard	Tri 1	Tri 2	Tri 3
USC4.1	3.0 Meeting		
USC4.3	3.0 Meeting		
USC4.5			
USC4.6			

- The Standard Summary provides grades on learning outcomes and the term (Tri 1, Tri 2, or Tri 3) that they were posted in.

High School

The screenshot shows the 'High School' grade view interface. It includes a top navigation bar with 'Pages', 'Family', 'Academics', 'Groups', and 'Calendar', a 'Classes' dropdown, and a main content area with 'Attendance Summary' and 'Average Summary' tables.

Type	Report 1	Report 2	Report 3	Report 4	Report 5	Report 6	Report 7	Report 8	Report 9	Report 10	Year
Absent	0	0	0	0	0	0	0	0	0	0	0
Tardy	0	0	0	0	0	0	0	0	0	0	0
Dismissed	0	0	0	0	0	0	0	0	0	0	0

Category	Weight	Cumulative average
	Weight	35.0%
	Avg	
	Weight	15.0%
	Avg	
	Weight	50.0%
	Avg	
Gradebook average		
Posted grade		
Cumulative		83

- The **Cumulative** mark beneath the **Posted grade** should be your overall grade in the course.

6. Viewing Assignments *(View Full Site)*

- After selecting a class from the list ([shown above](#)), the page below will appear.
- Select Assignments from the left.

Prairie South SD 210 2020-2021

Pages Family Academics Groups Calendar

Classes :: [redacted] - 0902-001 - [redacted]

Details

Assignments **←** Reports Help

Attendance

Teacher [redacted]

Attendance Summary

Type	Report 1	Report 2	Report 3	Report 4	R
Absent	0	0	0	0	0
Tardy	0	0	0	0	0
Dismissed	0	0	0	0	0

- A list of assignments will be displayed. Scores and assignment feedback is also available. Clicking on a specific assignment may reveal more feedback from the instructor if there is any.

Prairie South SD 210 2020-2021

Pages Family Academics Groups Calendar

Classes :: [redacted] - 0902-001 - [redacted]

Details

Options Reports Help Search on DateDue

Assignments

Category All Grade Term Report B

0 of 34 selected All Records

AssignmentName	DateAssign	DateDue	Score	Assignment feedback
[redacted]	[redacted]	[redacted]	[redacted]	
[redacted]	[redacted]	[redacted]	[redacted]	

Prairie South SD 210 2020-2021

Pages Family Academics Groups Calendar

Classes :: [redacted] Arts Education 1b

Details

Options Reports Help Search on DateDue

Assignments

Category All Grade Term 1st

0 of 4 selected All Records

AssignmentName	DateAssign	DateDue	Score	Assignment feedback
[redacted]	[redacted]	[redacted]	(WE Meeting) CP8.1	
[redacted]	[redacted]	[redacted]	(WE Meeting) CP8.10	[redacted]
[redacted]	[redacted]	[redacted]	(EX Evening) CP9.1	
[redacted]	[redacted]	[redacted]	(WE Meeting) CP8.1	